



Automation and Control Essentials Catalog 2021

Everything you need for your control panels

schneider-electric.com

Life Is On

Schneider
Electric

CEED
ORLANDO

Authorized Partner



The Essentials for your control panels

You will find all the essentials you need for high-quality control panels in this catalog. Choose the right products to set up your equipment with ease, complete your work faster, and give your business a boost.

Pick your solutions

1 HMIs

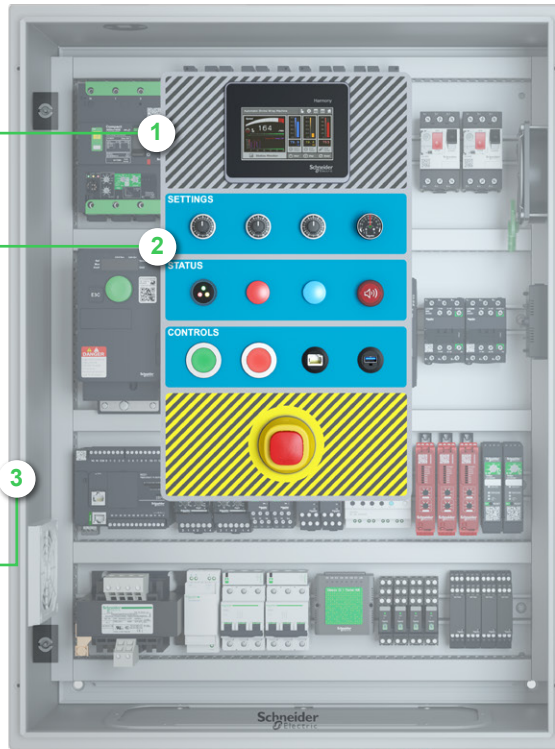
Easy to install, to set up and to operate, our Human Machine Interfaces (HMI) provide a simple and effective means of connecting systems, collecting data and presenting information in a meaningful format.

2 Push Buttons

Designed for ease of use and durability, our push buttons, selector switches, signaling devices, and emergency stops are perfect to alert operators of breakdowns or potential hazards.

3 Enclosures

Protect the reliability and efficiency of your processes with a complete range of high-quality, standard, and custom enclosures for electrical distribution, data network and industrial automation applications.



Manual Motor Starters

Our comprehensive range of IEC limit-switches have positive opening on all snap and slow-break contacts, for safer machines and modular design for easier maintenance.



Sensors

Our sensors provide a wide range of sensing products such as ultrasonic sensors, proximity sensors, photoelectric sensors, pressure sensors and switches, limit switches and RFID systems to address any detection challenge.

5 Molded Case Circuit Breakers

Molded case circuit breakers (MCCBs) protect cables sized for 100A to 3200A. Designed to protect electrical systems from damage caused by overloads and short circuits.

6 Variable Frequency Drives


For simple and advanced machines, our range of variable speed drives and soft starters offer a powerful and reliable combination for your motor control solutions up to 20 MW.

7 PLC Programmable Logic Controller

Our extensive range of PLC for Industrial Machine stands for innovation, offering a full range of solutions to meet your automation needs. From small automated machines to advanced machine automation, our robust offer of trusted automation solutions enhances machines and processes across manufacturing industries.

8 Relays

Discover our complete portfolio of electrical relays including electromechanical, solid-state, timer, control, and monitoring relays, as well as counters and interfaces. Renowned for their robustness and accuracy, our relays offer an ideal solution for both PLC interfaces and wired logic functions.



Tower Lights

Our tower lights and beacons provide a long-distance indication of machine operation or sequence status. These tower lights are available on pre-wired, pre-assembled, and modular constructions. We offer a wide range of sizes, colors, mounting bases, illumination options and technologies, making them an ideal signaling solution for many industrial applications.

Manual Motor Starters

Our manual starter and protector provides manual isolation, manual motor control and thermal overcurrent protection in one compact unit.

Contactors

Our range of reversing contactors and electrical magnetic switches, designed to make and break current for a variety of applications, including IEC and NEMA.

Safety Module

Our safety modules are the first choice for managing single safety functions easily, typically in machines of simple to medium complexity.

9 Power Supplies

Designed for applications ranging from simple machine control, to complex systems requiring status contacts and battery back up options.

10 Miniature Circuit Breakers

A comprehensive range to protect against electrical threats, including short circuits, overloads, and earth leakages.

Make your everyday work smoother and easier

As a machine builder, panel builder, system integrator, electrician, or contractor, you need a reliable source of products to deliver top equipment and services on time.

When working with Schneider, you've got that covered.

See for yourself!

Count on a reliable partner for your business

With Schneider Electric, a world leader in automation and control, you gain access to the most comprehensive product offer on the market.

Our global network of local distributors helps to ensure high product availability and quick delivery times. So you can easily meet your deadlines.



Save time on product selection and configuration

Choose, install, and configure your components quickly with our handy set of tools. Browse this catalog of automation and control Essentials or use our online products selectors and configurators to find the best solution for your specific application. Build your motor control solution faster and easier with intuitive EcoStruxure™ Motor Control Configurator or Customize your operator interfaces to taste, with Harmony pushbuttons online customization tool to make them unique and boost operators' work efficiency. It's a breeze!

If you are a machine Builder or panel Builder, our tools will simplify your work and help you build equipment quicker and higher efficiency.

If you are a system integrator, our tools will help you meet your project deadlines without stress.

If you are an electrician or contractor, our tools will help you deliver top maintenance and repair services.

Take advantage of learning opportunities

Gain access to our diverse learning resources, providing practical knowledge and tips, and open new opportunities for your business.

Explore the manuals, tutorials, "how to" videos, and online courses to broaden your skills and make your daily work faster and simpler.

- 1 [Go to product selectors and configurators](#)
- 2 [Download the digital catalog](#)
- 3 [Explore our learning resources](#)









TeSys motor management,
distribution system protection,
power metering and control

TeSys Universal

Build your motor starter!

	Contactor	Thermal-magnetic circuit breaker	Magnetic circuit breaker	Switch-disconnector fuse	Thermal overload relay	Ultra compact motor starter
Range name	TeSys K, D, F	TeSys GV.ME/P	TeSys GV.L	TeSys GS	TeSys K, D, F	TeSys H
Product reference prefix	LC	GV	GV.L	GS	LR	LZ
Motor starter structure - 4 functions to be covered:						
	Disconnection and breaking	<input type="checkbox"/>	<input checked="" type="checkbox"/>	<input checked="" type="checkbox"/>	<input type="checkbox"/>	<input type="checkbox"/>
	Short-circuit protection	<input type="checkbox"/>	<input checked="" type="checkbox"/>	<input checked="" type="checkbox"/>	<input type="checkbox"/>	<input type="checkbox"/>
	Overload protection	<input type="checkbox"/>	<input checked="" type="checkbox"/>	<input type="checkbox"/>	<input checked="" type="checkbox"/>	<input checked="" type="checkbox"/>
	Control	<input checked="" type="checkbox"/>	<input type="checkbox"/>	<input type="checkbox"/>	<input type="checkbox"/>	<input checked="" type="checkbox"/>

Voltage coil code

	■ ■	■ ■	■ ■
	AC	DC	DC < 2.4 V
24 V	B7	BD	BL
48 V	E7	ED	EL
110 V	F7	FD	
220 V	M7		
230 V	P7		







Motor power AC3 380/400 V	0.37...0.55 kW	0.75 kW	1.1...1.5 kW	2.2 kW	3 kW	4 kW	5.5 kW
TeSys K mini contactor (1)							
le max. AC3 (Ue ≤ 440 V)	6 A	6 A	6 A	6 A	9 A	9 A	12 A
le AC1 (T < 60°C)	20 A	20 A	20 A	20 A	20 A	20 A	20 A
Contactors with NO auxiliary contact (2)	LC1K0610 ■■	LC1K0610 ■■	LC1K0610 ■■	LC1K0610 ■■	LC1K0910 ■■	LC1K0910 ■■	LC1K1210 ■■
Contactors with NC auxiliary contact (2)	LC1K0601 ■■	LC1K0601 ■■	LC1K0601 ■■	LC1K0601 ■■	LC1K0901 ■■	LC1K0901 ■■	LC1K1201 ■■
Breaking capacity Icu/400 V	100 KA	100 KA	100 KA	100 KA	100 KA	100 KA	100 KA
Thermal-magnetic circuit breaker	GV2P06	GV2P07	GV2P08	GV2P10	GV2P14	GV2P14	GV2P16
Rotary handle							
Breaking capacity Icu/400 V	100 KA	100 KA	100 KA	100 KA	100 KA	100 KA	15 KA
Thermal-magnetic circuit breaker	GV2ME06	GV2ME07	GV2ME08	GV2ME10	GV2ME14	GV2ME14	GV2ME16
Pushbutton control							
Breaking capacity Icu/400 V	100 KA	100 KA	100 KA	100 KA	100 KA	100 KA	15 KA
Magnetic circuit breaker	GV2LE06	GV2LE07	GV2LE08	GV2LE10	GV2LE14	GV2LE14	GV2LE16
Tumbler control							
Breaking capacity Icu/400 V	100 KA	100 KA	100 KA	100 KA	100 KA	100 KA	100 KA
Magnetic circuit breaker	GV2L06	GV2L07	GV2L08	GV2L10	GV2L14	GV2L14	GV2L16
Rotary handle							
Switch-disconnector fuse	GS1DD	GS1DD	GS1DD	GS1DD	GS1DD	GS1DD	GS1DD
Fuse type	10 x 38	10 x 38	10 x 38	10 x 38	10 x 38	10 x 38	10 x 38
Operational current Ie/400 V	2 A	4 A	4 A	6 A	8 A	12 A	16 A
Thermal overload relay cI10A	LR2K0306	LR2K0308	LR2K0310	LR2K0312	LR2K0314	LR2K0316	LR2K0321
TeSys H ultra-compact motor starter							
Breaking capacity Icu/400 V	> 100 KA	> 100 KA	> 100 KA	> 100 KA	> 100 KA	> 100 KA	> 100 KA
Magnetic circuit breaker	GV2L06	GV2L07	GV2L08	GV2L10	GV2L14		
Rotary handle							
Breaking capacity Icu/400 V	> 100 KA	> 100 KA	> 100 KA	> 100 KA	> 100 KA		
Magnetic circuit breaker	GV2LE06	GV2LE07	GV2LE08	GV2LE10	GV2LE14		
Tumbler control							
Ultra-compact starter							
Standard version	LZ1H2X...	LZ1H2X...	LZ1H6X...	LZ1H6X...	LZ1H6X...		
"Safety" version	LZ7H2X...	LZ7H2X...	LZ7H6X...	LZ7H6X...	LZ7H6X...		

(1) Naming rule for the TeSys K range: LC1K... for AC; LP1K... for DC; LP4K... for DC < 2.4 V. For more details, please refer to the TeSys catalog.

(2) The end of the product references must be replaced with a coil voltage code as indicated above (eg.: "P7" for 230 VAC, "BD" for 24 VDC). For more details, please refer to the TeSys catalog.

TeSys Universal

Build your motor starter!

	Contactor	Thermal-magnetic circuit breaker	Magnetic circuit breaker	Switch-disconnector fuse	Thermal overload relay	Compact starter controller
Range name	TeSys K, D, F	TeSys GV,ME/P	TeSys GV.L	TeSys GS	TeSys K, D, F	TeSys U
Product reference prefix	LC	GV	GV.L	GS	LR	LU
Motor starter structure - 4 functions to be covered:						
 Disconnection and breaking	■	■	■	■	■	■
 Short-circuit protection	■	■	■	■	■	■
 Overload protection	■	■	■	■	■	■
 Control	■	■	■	■	■	■



Voltage coil code





	■ ■	■ ■	■ ■	■ ■	★ ★
	AC	DC	DC < 2.4 W	AC/DC	AC/DC
24 V	B7	BD	BL	BNE	B/BL
48 V	E7	ED	EL	BNE	ES
110 V	F7	FD		KUE	FU
220 V	M7			KUE	FU
230 V	P7			KUE	FU

Motor power AC3 380/400 V	0.37...0.55 kW	0.75 kW	1.1...1.5 kW	2.2 kW	3 kW	4 kW
TeSys D contactor						
le max. AC3 (Ue ≤ 440 V)	9 A	9 A	9 A	9 A	9 A	9 A
le AC1 (T < 60°C)	25 A	25 A	25 A	25 A	25 A	25 A
Contactor (1)	LC1D09 ■ ■	LC1D09 ■ ■	LC1D09 ■ ■	LC1D09 ■ ■	LC1D09 ■ ■	LC1D09 ■ ■
Breaking capacity Icu/400 V	100 KA	100 KA	100 KA	100 KA	100 KA	100 KA
Thermal-magnetic circuit breaker	GV2P06	GV2P07	GV2P08	GV2P10	GV2P14	GV2P14
Rotary handle						
Breaking capacity Icu/400 V	100 KA	100 KA	100 KA	100 KA	100 KA	100 KA
Thermal-magnetic circuit breaker	GV2ME06	GV2ME07	GV2ME08	GV2ME10	GV2ME14	GV2ME14
Pushbutton control						
Breaking capacity Icu/400 V	100 KA	100 KA	100 KA	100 KA	100 KA	100 KA
Magnetic circuit breaker	GV2LE06	GV2LE07	GV2LE08	GV2LE10	GV2LE14	GV2LE14
Tumbler control						
Breaking capacity Icu/400 V	100 KA	100 KA	100 KA	100 KA	100 KA	100 KA
Magnetic circuit breaker	GV2L06	GV2L07	GV2L08	GV2L10	GV2L14	GV2L14
Rotary handle						
Switch-disconnector fuse	GS1DD	GS1DD	GS1DD	GS1DD	GS1DD	GS1DD
Fuse type	10 x 38	10 x 38	10 x 38	10 x 38	10 x 38	10 x 38
Operational current Ie/400 V	2 A	4 A	4 A	6 A	8 A	12 A
Thermal overload relay cI10A	LRD06	LRD07	LRD08	LRD10	LRD12	LRD14
Thermal overload relay cI20	-	-	LRD1508	LRD1510	LRD1512	LRD1514
TeSys U compact motor starter						
Breaking capacity Icu/400 V	50 kA	50 kA	50 kA	50 kA	50 kA	50 kA
Power base	LUB12	LUB12	LUB12	LUB12	LUB12	LUB12
Control unit	LUCA1X ★ ★	LUCA05 ★ ★	LUCA05 ★ ★	LUCA12 ★ ★	LUCA12 ★ ★	LUCA12 ★ ★
LAD5C... LAD9AP3... modules provide pre-wired solutions for GV + LC1D control circuits. Use LUF00 for TeSys U.						

(1) The end of the product references must be replaced with a coil voltage code as indicated above (eg.: "P7" for 230 VAC, "BD" for 24 VDC). For more details, please refer to the TeSys catalog.

TeSys Universal

Build your motor starter!

	Contactor	Thermal-magnetic circuit breaker	Magnetic circuit breaker	Switch-disconnector fuse	Thermal overload relay	Compact starter controller
Range name	TeSys K, D, F	TeSys GV,ME/P	TeSys GV,L	TeSys GS	TeSys K, D, F	TeSys U
Product reference prefix	LC	GV	GV.L	GS	LR	LU
Motor starter structure - 4 functions to be covered:						
 Disconnection and breaking	■	■	■	■	■	■
 Short-circuit protection	■	■	■	■	■	■
 Overload protection	■	■	■	■	■	■
 Control	■	■	■	■	■	■



Voltage coil code





	■ ■	■ ■	■ ■	■ ■	★ ★
	AC	DC	DC < 2.4 W	AC/DC	AC/DC
24 V	B7	BD	BL	BNE	B/BL
48 V	E7	ED	EL	BNE	ES
110 V	F7	FD		KUE	FU
220 V	M7			KUE	FU
230 V	P7			KUE	FU

Motor power AC3 380/400 V	5.5 kW	7.5 kW	9 kW	11 kW	15 kW	18.5 kW
TeSys D contactor						
le max. AC3 (Ue ≤ 440 V)	12 A	18 A	25 A	25 A	32 A	
le AC1 (T < 60°C)	25 A	32 A	40 A	40 A	50 A	
Contactor (1)	LC1D12 ■■	LC1D18 ■■	LC1D25 ■■	LC1D25 ■■	LC1D32 ■■	
Breaking capacity Icu/400 V	100 KA	100 KA	100 KA	100 KA	100 KA	
Thermal-magnetic circuit breaker	GV2P16	GV3P18	GV3P25	GV3P25	GV3P32	
Rotary handle						
Breaking capacity Icu/400 V	15 KA	15 KA	15 KA	15 KA	15 KA	
Thermal-magnetic circuit breaker	GV2ME16	GV2ME20	GV2ME21	GV2ME22	GV2ME32	
Pushbutton control						
Breaking capacity Icu/400 V	15 KA	15 KA	15 KA	15 KA	15 KA	
Magnetic circuit breaker	GV2LE16	GV2LE20	GV2LE22	GV2LE22	GV2LE32	
Tumbler control						
Breaking capacity Icu/400 V	100 KA	100 KA	100 KA	100 KA	100 KA	
Magnetic circuit breaker	GV2L16	GV2L20	GV2L22	GV3L25	GV3L32	
Rotary handle						
Switch-disconnector fuse	GS1DD	GS1DD	GS1DD	GS1DD	GS1DD	
Fuse type	10 x 38	10 x 38	10 x 38	10 x 38	10 x 38	
Operational current Ie/400 V	16 A	16 A	25 A	25 A	32 A	
Thermal overload relay cl10A	LRD16	LRD21	LRD22	LRD22	LRD32	
	-	-	-	LRD325 (2)	LRD332 (2)	
Thermal overload relay cl20	LRD1516	LRD1521	LRD1522	LRD1522	LRD1532	
	-	-	-	LRD325L (2)	LRD332L (2)	
TeSys U compact motor starter						
Breaking capacity Icu/400 V	50 kA	50 kA	50 kA	50 kA	50 kA	25 kA
Power base	LUB12	LUB32	LUB32	LUB32	LUB32	LUB38
Control unit	LUCA12 ★★	LUCA18 ★★	LUCA32 ★★	LUCA32 ★★	LUCA32 ★★	LUCA38 ★★
LAD5C..., LAD9AP3... modules provide pre-wired solutions for GV + LC1D control circuits. Use LUF00 for TeSys U.						

(1) The end of the product references must be replaced with a coil voltage code as indicated above (eg.: "P7" for 230 VAC, "BD" for 24 VDC). For more details, please refer to the TeSys catalog.
 (2) BTR screws (EverLink).

TeSys Universal

Build your motor starter!

	Contactor	Thermal-magnetic circuit breaker	Magnetic circuit breaker	Switch-disconnector fuse	Thermal overload relay
Range name	TeSys K, D, F	TeSys GV	TeSys GV.L	TeSys GS	TeSys K, D, F
Product reference prefix	LC	GV	GV.L	GS	LR
Motor starter structure - 4 functions to be covered:					
	Disconnection and breaking	■	■	■	■
	Short-circuit protection	■	■	■	■
	Overload protection	■	■	■	■
	Control	■	■	■	■



Voltage coil code

	■ ■	■ ■	■ ■	■ ■	■ ■	● ●	● ●
	AC	DC	DC < 2.4 W	AC/DC	DC < 0.5 W	AC	DC
24 V	B7	BD	BL	BNE	BBE	B7	BD
48 V	E7	ED	EL	BNE		E7	ED
110 V	F7	FD		KUE		F7	FD
220 V	M7			KUE		M7	
230 V	P7			KUE		P7	





Motor power AC3 380/400 V	18.5 kW	22 kW	30 kW	37 kW	45 kW	55 kW	75 kW	
TeSys D contactor								
le max. AC3 (Ue ≤ 440 V)	40 A	50 A	65 A	80 A	95 A	115 A	150 A	
le AC1 (T < 60°C)	60 A	80 A	80 A	125 A	125 A	200 A	200 A	
Contactor (1)	LC1D40A ■ ■	LC1D50A ■ ■	LC1D65A ■ ■	LC1D80A ■ ■	LC1D95 ● ●	LC1D115 ● ●	LC1D160 ● ● / LC1F150 ● ●	
Breaking capacity Icu/400 V	50 KA	50 KA	50 KA	100 KA	100 KA	100 KA	70 KA	
Thermal-magnetic circuit breaker	GV3P40	GV3P50	GV3P65	GV4P80	GV4P115	GV4P115	GV5P150H	
	Rotary handle		Rotary or tumbler handle			Rotary handle		
Breaking capacity Icu/400 V	50 KA	50 KA	50 KA	50 KA	100 KA	100 KA	36 KA	
Thermal-magnetic circuit breaker	GV3P40	GV3P50	GV3P65	GV3P73	GV4P115	GV4P115	GV5P150F	
	Rotary handle			Rotary or tumbler handle		Rotary handle		
Breaking capacity Icu/400 V	50 KA	50 KA	50 KA	100 KA	100 KA	100 KA	70 KA	
Magnetic circuit breaker	GV3L40	GV3L50	GV3L65	GV4L80	GV4L115	GV4L115	NSX160HMA	
	Rotary handle			Rotary or tumbler handle				
Breaking capacity Icu/400 V	50 KA	50 KA	50 KA	50 KA	100 KA	100 KA	50 KA	
Magnetic circuit breaker	GV3L40	GV3L50	GV3L65	GV3L73	GV4L115	GV4L115	NSX160NMA	
	Rotary handle			Rotary or tumbler handle				
Switch-disconnector fuse	GS2F	GS2F	GS2J	GS2J	GS2J	GS2J	GS2J GS2LL	GS2L
Fuse type	14 x 51	14 x 51	22 x 58	22 x 58	22 x 58	22 x 58	T00	T0
Operational current Ie/400 V	40 A	50 A	80 A	100 A	100 A	125 A	160 A	
Thermal overload relay cl10A	-	-	-	LRD3361	LRD3365	LRD4367	LRD4369	
	LRD340	LRD350	LRD365	-	-	LR9D5369 (2)	LR9D5369 (2)	
Thermal overload relay cl20	LRD340L	LRD350L	LRD365L	LR2D3563	-	LR9D5569 (2)	LR9D5569 (2)	


(1) The end of the product references must be replaced with a coil voltage code as indicated above (eg.: "P7" for 230 VAC, "BD" for 24 VDC). For more details, please refer to the TeSys catalog.

(2) Electronic products.

TeSys Universal

Build your motor starter!

	Contactor	Thermal-magnetic circuit breaker	Magnetic circuit breaker	Switch-disconnector fuse	Thermal overload relay
Range name	TeSys K, D, F	TeSys GV5/GV6, ComPact NSX/NS	ComPact NSX/NS	TeSys GS	TeSys K, D, F
Product reference prefix	LC	GV.P/LV4/33	GV.L	GS	LR
Motor starter structure - 4 functions to be covered:					
 Disconnection and breaking	■	■	■	■	■
 Short-circuit protection	■	■	■	■	■
 Overload protection	■	■	■	■	■
 Control	■	■	■	■	■



Voltage coil code

	■ ■	■ ■	□ □	★ ★	★ ★
	AC	DC	AC/DC	AC	DC
24 V	B7	BD			
48 V	E7	ED			
110 V	F7	FD	FW	F7	FD
220 V	M7		MW	M7	MD
230 V	P7		MW	P7	

Motor power AC3 380/400 V	90 kW	110 kW	132 kW	160 kW	200 kW	250 kW	315 kW	400 kW	560 kW
TeSys F contactor									
le max. AC3 (Ue ≤ 440 V)	185 A	225 A	265 A	330 A	400 A	500 A	630 A	800 A	1000 A
le AC1 (T < 60°C)	240 A	280 A	300 A	360 A	430 A	580 A	850 A	850 A	1250 A (2)
Contactor (1)	LC1F185 ■■	LC1F225 ■■	LC1F265 ■■	LC1F330 ■■	LC1F400 ■■	LC1F500 ■■	LC1F630 ■■	LC1F800 □□	LC1F1000 ★★
Breaking capacity Icu/400 V	70 KA	70 KA	70 KA	70 KA	70 KA	70 KA	70 KA	70 KA	70 KA
Thermal-magnetic circuit breaker	GV5P220H	GV5P220H	GV6P320H	GV6P320H	GV6P500H	GV6P500H	NS800H	NS800H	NS1000L
	Rotary handle						Micrologic 5.0	Micrologic 5.0	Micrologic 5.0
Breaking capacity Icu/400 V	36 KA	36 KA	36 KA	36 KA	36 KA	36 KA	50 KA	50 KA	42 KA
Thermal-magnetic circuit breaker	GV5P220F	GV5P220F	GV6P320F	GV6P320F	GV6P500F	GV6P500F	NS800N	NS800N	NS1000L
	Rotary handle						Micrologic 5.0	Micrologic 5.0	Micrologic 5.0
Breaking capacity Icu/400 V	70 KA	70 KA	70 KA	70 KA	70 KA	70 KA	70 KA	70 KA	70 KA
Magnetic circuit breaker	NSX250HMA	NSX250HMA	NSX400H	NSX400H	NSX630H	NSX630H	NS800H	NS800H	NS1000L
	Tumbler control		Micrologic 1.3-M	Micrologic 1.3-M	Micrologic 1.3-M	Micrologic 1.3-M	(3)	(3)	(3)
Breaking capacity Icu/400 V	50 KA	50 KA	50 KA	50 KA	50 KA	50 KA	50 KA	50 KA	42 KA
Magnetic circuit breaker	NSX250NMA	NSX250NMA	NSX400N	NSX400N	NSX630N	NSX630N	NS800N	NS800N	NS1000L
	Tumbler control		Micrologic 1.3-M	Micrologic 1.3-M	Micrologic 1.3-M	Micrologic 1.3-M	(3)	(3)	(3)
Switch-disconnector fuse	GS2N	GS2N	GS2N	GS2QQ	GS2QQ	GS2S	GS2S	GS2V	GS2V
Fuse type	T1	T1	T1	T2	T2	T3	T3	T4	T4
Operational current Ie/400 V	200 A	250 A	315 A	400 A	500 A	500 A	630 A	800 A	1000 A
Thermal overload relay cI10A	-	-	-	-	-	-	LRD10 + current transformer 5A/5VA (4)		
	LR9F5371 (4)	LR9F5371 (4)	LR9F7375 (4)	LR9F7375 (4)	LR9F7379 (4)	LR9F7379 (4)	LR9F7381 (4)	-	-
Thermal overload relay cI20	LR9F5571 (4)	LR9F5571 (4)	LR9F7575 (4)	LR9F7575 (4)	LR9F7579 (4)	LR9F7579 (4)	LR9F7579 (4)	-	-

(1) The end of the product references must be replaced with a coil voltage code as indicated above (eg.: "P7" for 230 VAC, "BD" for 24 VDC). For more details, please refer to the TeSys catalog.





(2) 1250 A at 40 °C.

(3) Micrologic 5.0 + Plug LR Off.

(4) Electromechanical product.


TeSys Universal

Build your motor starter!

	Main / Emergency stop switch-disconnector	Fuse carrier	Control relay
Range name	TeSys Vario	TeSys DF	TeSys CAD, CAK
Product reference prefix	V	DF	CAD, CAK
Motor starter structure - 4 functions to be covered:			
	Disconnection and breaking	■	■
	Short-circuit protection	■	■
	Overload protection	■	■
	Control	■	■



TeSys Vario		Application	Standard	High performance									
				12	20	12	20	25	32	40	63	80	125
Main Switch disconnector	Door mounting	D22 fixing	VBDN12	VBDN20	VBD02	VBD01	VBD0	VBD1	VBD2	–	–	–	–
		Screw fixing	–	–	VBF02	VBF01	VBF0	VBF1	VBF2	VBF3	VBF4	VBF5	VBF6
Emergency Stop Switch disconnector	Door mounting	D22 fixing	VCDN12	VCDN20	VCD02	VCD01	VCD0	VCD1	VCD2	–	–	–	–
		Screw fixing	–	–	VCF02	VCF01	VCF0	VCF1	VCF2	VCF3	VCF4	VCF5	VCF6
	Back mounting	D22 fixing	VCCDN12	VCCDN20	VCCD02	VCCD01	VCCD0	VCCD1	VCCD2	–	–	–	–
		Screw fixing	–	–	VCCF02	VCCF01	VCCF0	VCCF1	VCCF2	VCCF3	VCCF4	VCCF5	VCCF6



TeSys DF fuse carrier					
Fuse type		8x32	10x38	14x51	22x58
Fuse carrier	1 pole	DF81	DF101	DF141	DF221
	2 poles	DF82	DF102	DF142	DF222
	3 poles	DF83	DF103	DF143	DF223
Thermal current Ith (A)		25	32	50	125



TeSys Control relay				
Auxiliary contact		AC control coil	DC control coil	DC control coil low consumption
NO	NC	4.5 VA	3 W	1.8 W
4	–	CA2KN40●●	CA3KN40●●	CA3KN40BW3
3	1	CA2KN31●●	CA3KN31●●	CA3KN31BW3
2	2	CA2KN22●●	CA3KN22●●	CA3KN22BW3
		8 VA	5.4 W	2.4 W
5	–	CAD50●●		
3	2	CAD32●●		

Voltage coil code

	AC	DC	DC < 2.4 W
24 V	B7	BD	BL
48 V	E7	ED	EL
110 V	F7	FD	FL
220 V	M7		
230 V	P7		

Distribution system protection

Compact NSXm molded-case circuit breakers and switch-disconnectors up to 160 A and 70 kA at 415 V



For breaking capacity, replace • with: 1 (16 kA at 380/415 V), 2 (25 kA at 380/415 V), 3 (36 kA at 380/415 V), 4 (50 kA at 380/415 V), or 5 (70 kA at 380/415 V).

Compact NSXm circuit breaker

With thermal-magnetic trip unit TM-D

EverLink™ connectors

Rating	Trip unit	3P	4P 3d	4P 4d
16 A	TM16D	LV426•00	LV426•10	LV426•20
25 A	TM25D	LV426•01	LV426•11	LV426•21
32 A	TM32D	LV426•02	LV426•12	LV426•22
40 A	TM40D	LV426•03	LV426•13	LV426•23
50 A	TM50D	LV426•04	LV426•14	LV426•24
63 A	TM63D	LV426•05	LV426•15	LV426•25
80 A	TM80D	LV426•06	LV426•16	LV426•26
100 A	TM100D	LV426•07	LV426•17	LV426•27
125 A	TM125D	LV426•08	LV426•18	LV426•28
160 A	TM160D	LV426•09	LV426•19	LV426•29

Compact NSXm NA switch-disconnector

EverLink™ connectors

Rating	3P	4P
50 A	LV426600	LV426610
100 A	LV426601	LV426611
160 A	LV426602	LV426612

Note: For accessories and more details, please refer to the NSXm catalog.

PowerPact B molded-case circuit breakers up to 125 A and 65 kA at 480 V



PowerPact B-Frame 125 A unit-mount thermal-magnetic circuit breakers (480 VAC) Delta rated

With factory sealed trip unit (suitable for reverse connection)

B-Frame, 125 A, 3P, 480 VAC 50/60 Hz with EverLink™ connectors

Current rating at 40 °C (A)	Fixed AC magnetic trip (A)		Interrupting rating standard (80%) rated		
	Hold	Trip	D - 18 kA	G - 35 kA	J - 65 kA
15	400	600	BDL36015LU	BGL36015LU	BJL36015LU
20	400	600	BDL36020LU	BGL36020LU	BJL36020LU
25	400	600	BDL36025LU	BGL36025LU	BJL36025LU
30	400	600	BDL36030LU	BGL36030LU	BJL36030LU
35	400	600	BDL36035LU	BGL36035LU	BJL36035LU
40	400	600	BDL36040LU	BGL36040LU	BJL36040LU
45	400	600	BDL36045LU	BGL36045LU	BJL36045LU
50	480	720	BDL36050LU	BGL36050LU	BJL36050LU
60	640	960	BDL36060LU	BGL36060LU	BJL36060LU
70	640	960	BDL36070LU	BGL36070LU	BJL36070LU
80	800	1200	BDL36080LU	BGL36080LU	BJL36080LU
90	1000	1500	BDL36090LU	BGL36090LU	BJL36090LU
100	1000	1500	BDL36100LU	BGL36100LU	BJL36100LU
110	1000	1500	BDL36110LU	BGL36110LU	BJL36110LU
125	1000	1500	BDL36125LU	BGL36125LU	BJL36125LU

Note: For accessories and more details, please refer to the PowerPact B catalog.

Distribution system protection

Multi 9 miniature circuit breakers

Feeder products - C60BP - UL 489 - Z, C, D curves – Tunnel terminals



Main characteristics

Number of 18 mm/0.71 in. poles	Rating (A) 25 °C/77 °F	Breaking capacity (kA rms) AIR UL 489/CSA C22.2 No 5				Icu IEC 60947 - 2			
		277 V~	240 V~	120 V~	60 V ∴	440 V~	415 V~	240 V~	60 ∴
Poles	Voltage (Ue)								
1P	0.5 to 35	10	14	14	10	–	3	10	20
	40 to 63	–	10	10	10	–	3	10	20
Poles	Voltage (Ue)	480Y/277 V~		240 V~	125 V ∴	440 V~	415 V~	240 V~	125 ∴
2P	1 to 25	10		14	10	6	10	20	–
	30 to 35	10		14	–	6	10	20	–
3P	1 to 35	10		14	–	6	10	20	–
2P/3P	40 to 63	–		10	–	6	10	20	–

Tunnel terminal connection

Type	UL489 and CSA voltages	1P			2P		3P	
Auxiliaries		Remote indication and tripping						
Rating (In)		Curve			Curve		Curve	
		Z	C	D (=K)	C	D (=K)	C	D (=K)
C60 _{SP}								
0.5	480 Y/277 V and 240 V	M9F44170	M9F42170	M9F43170	–	–	–	–
1		M9F44101	M9F42101	M9F43101	M9F42201	M9F43201	M9F42301	M9F43301
2		M9F44102	M9F42102	M9F43102	M9F42202	M9F43202	M9F42302	M9F43302
3		M9F44103	M9F42103	M9F43103	M9F42203	M9F43203	M9F42303	M9F43303
4		M9F44104	M9F42104	M9F43104	M9F42204	M9F43204	M9F42304	M9F43304
5		M9F44105	M9F42105	M9F43105	M9F42205	M9F43205	M9F42305	M9F43305
6		M9F44106	M9F42106	M9F43106	M9F42206	M9F43206	M9F42306	M9F43306
8		M9F44108	M9F42108	M9F43108	M9F42208	M9F43208	M9F42308	M9F43308
10		M9F44110	M9F42110	M9F43110	M9F42210	M9F43210	M9F42310	M9F43310
15		M9F44115	M9F42115	M9F43115	M9F42215	M9F43215	M9F42315	M9F43315
20		M9F44120	M9F42120	M9F43120	M9F42220	M9F43220	M9F42320	M9F43320
25		M9F44125	M9F42125	M9F43125	M9F42225	M9F43225	M9F42325	M9F43325
30		M9F44130	M9F42130	M9F43130	M9F42230	M9F43230	M9F42330	M9F43330
35		M9F44135	M9F42135	M9F43135	M9F42235	M9F43235	M9F42335	M9F43335
40		240 V only	M9F44140	M9F42140	M9F43140	M9F42240	M9F43240	M9F42340
45	M9F44145		M9F42145	M9F43145	M9F42245	M9F43245	M9F42345	M9F43345
50	M9F44150		M9F42150	M9F43150	M9F42250	M9F43250	M9F42350	M9F43350
63	M9F44163		M9F42163	M9F43163	M9F42263	M9F43263	M9F42363	M9F43363

Note: For accessories and more details, please refer to the Multi9 catalog.

In order to check the availability of Multi9 range in your country, please contact your local Schneider Electric representative. Except for US market, the use of Acti9 range is still possible.

Distribution system protection

Multi 9 miniature circuit breakers

Supplementary protection products - C60SP - UL 1077 - B, C, D curves – Tunnel terminals



Main characteristics

Number of 18 mm/0.71 in. poles	Rating (A) 25 °C/77 °F	Breaking capacity (kA rms) AIR UL 1077/CSA C22.2 No 235				Icu IEC 60947 - 2			
		277 V~	240 V~	120 V~	65 V ∴	440 V~	415 V~	240 V~	60 ∴
Poles	Voltage (Ue)								
1P	0.5 to 32	10	14	14	10	–	3	10	20
	40 to 63	5	10	10	10	–	3	10	20
Poles	Voltage (Ue)	480Y/277 V~		240 V~	125 V ∴	440 V~	415 V~	240 V~	125 ∴
2P	1 to 25	10		14	10	6	10	20	–
	32	10		14	–	6	10	20	–
3P/4P	2 to 32	10		14	–	6	10	20	–
2P/3P/4P	40 to 63	5		10	–	6	10	20	–

Tunnel terminal connection

Type	1P			2P			3P			4P		
Auxiliaries	Remote indication and tripping											
Rating (In)	Curve			Curve			Curve			Curve		
	B	C	D(=K)	Curve B	C	D(=K)	B	C	D(=K)	B	C	D(=K)
C60 _{SP}												
0.5	M9F21170	M9F22170	M9F23170	–	–	–	–	–	–	–	–	–
1	M9F21101	M9F22101	M9F23101	M9F21201	M9F22201	M9F23201	–	–	–	–	–	–
2	M9F21102	M9F22102	M9F23102	M9F21202	M9F22202	M9F23202	M9F21302	M9F22302	M9F23302	M9F21402	M9F22402	M9F23402
3	M9F21103	M9F22103	M9F23103	M9F21203	M9F22203	M9F23203	–	–	–	–	–	–
4	M9F21104	M9F22104	M9F23104	M9F21204	M9F22204	M9F23204	–	–	–	–	–	–
5	M9F21105	M9F22105	M9F23105	M9F21205	M9F22205	M9F23205	–	–	–	–	–	–
6	M9F21106	M9F22106	M9F23106	M9F21206	M9F22206	M9F23206	M9F21306	M9F22306	M9F23306	M9F21406	M9F22406	M9F23406
8	M9F21108	M9F22108	M9F23108	M9F21208	M9F22208	M9F23208	M9F21308	M9F22308	M9F23308	M9F21408	M9F22408	M9F23408
10	M9F21110	M9F22110	M9F23110	M9F21210	M9F22210	M9F23210	M9F21310	M9F22310	M9F23310	M9F21410	M9F22410	M9F23410
13	M9F21113	M9F22113	M9F23113	M9F21213	M9F22213	M9F23213	M9F21313	M9F22313	M9F23313	M9F21413	M9F22413	M9F23413
16	M9F21116	M9F22116	M9F23116	M9F21216	M9F22216	M9F23216	M9F21316	M9F22316	M9F23316	M9F21416	M9F22416	M9F23416
20	M9F21120	M9F22120	M9F23120	M9F21220	M9F22220	M9F23220	M9F21320	M9F22320	M9F23320	M9F21420	M9F22420	M9F23420
25	M9F21125	M9F22125	M9F23125	M9F21225	M9F22225	M9F23225	M9F21325	M9F22325	M9F23325	M9F21425	M9F22425	M9F23425
32	M9F21132	M9F22132	M9F23132	M9F21232	M9F22232	M9F23232	M9F21332	M9F22332	M9F23332	M9F21432	M9F22432	M9F23432
40	M9F21140	M9F22140	M9F23140	M9F21240	M9F22240	M9F23240	M9F21340	M9F22340	M9F23340	M9F21440	M9F22440	M9F23440
45	M9F21145	M9F22145	M9F23145	M9F21245	M9F22245	M9F23245	M9F21345	M9F22345	M9F23345	M9F21445	M9F22445	M9F23445
50	M9F21150	M9F22150	M9F23150	M9F21250	M9F22250	M9F23250	M9F21350	M9F22350	M9F23350	M9F21450	M9F22450	M9F23450
63	M9F21163	M9F22163	M9F23163	M9F21263	M9F22263	M9F23263	M9F21363	M9F22363	M9F23363	M9F21463	M9F22463	M9F23463

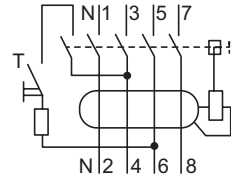
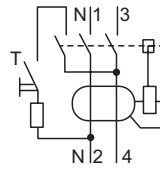
Note: For accessories and more details, please refer to the Multi9 catalog.

In order to check the availability of Multi9 range in your country, please contact your local Schneider Electric representative. Except for US market, the use of Acti9 range is still possible.

Distribution system protection

Multi 9 miniature circuit breakers

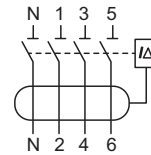
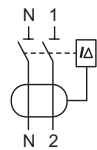
Ground fault protector (GFP) UL1053 & IEC/EN 61008



GFP UL 1053 type A-SI

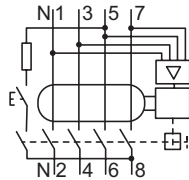
Supported standards	UL, IEC		2P		4P		
A-SI type	Rating (A)	Sensitivity (mA)		Reference		Reference	
		UL 1053	IEC / EN 61008	120 or 240 V 230 or 240 V	240 V 480 V / 277 V 230 / 400 or 240 / 415 V	120 or 240 V 230 or 240 V	240 V 480 V / 277 V 230 / 400 or 240 / 415 V
	A	mA	mA				
25	25	26	30	M9R81225	M9R41225	–	M9R81425
		86	100	M9R12225	M9R44225	–	M9R12425
		260	300	M9R84225	–	–	M9R84425
40	40	26	30	M9R81240	M9R41240	–	M9R81440
		260	300	M9R84240	–	–	M9R84440
63	63	26	30	M9R81263	–	–	M9R81463
		86	100	–	–	–	M9R12463
100	100	86	100	–	–	–	M9R12491
		260	100	–	–	–	M9R84491

Residual current circuit breakers (RCCB) ID - IEC/EN 61008-1



RCCB - ID residual current circuit breakers

Type	AC	A - SI			
Auxiliaries	2P				
	Sensitivity	30 mA	300 mA	30 mA	300 mA
	25 A	M9R11225	–	–	–
	40 A	M9R11240	M9R14240	M9R31240	M9R35240
Voltage rating (Ue)		230-240 V, 50 Hz			
Auxiliaries	4P				
	40 A	M9R11440	M9R14440	M9R31440	M9R35440
	63 A	M9R11463	M9R11463	M9R31463	M9R35463
Voltage rating (Ue)		400 - 415 V, 50 Hz			



Acti9 iID B-SI type residual current circuit breakers

Type	B-SI					
4P	Rating (A)	Sensitivity	30 mA	300 mA	300 mA	500 mA
	25	B-SI	A9Z61425	A9Z64425	–	–
	40	B-SI	A9Z61440	A9Z64440	A9Z65440	A9Z66440
	63	B-SI	A9Z61463	A9Z64463	A9Z65463	A9Z66463
	40	B-SI	A9Z61480	A9Z64480	A9Z65480	A9Z66480
	125	B	16763	16764	16765	16766
Voltage rating (Ue)	230/400 V					
Operating frequency	50 Hz					

Note: For accessories and more details, please refer to the Multi9 catalog.

In order to check the availability of Multi9 range in your country, please contact your local Schneider Electric representative. Except for US market, the use of Acti9 range is still possible.

Distribution system protection

Power metering and Control

PowerTag and Wireless energy sensor modules

IEC



PowerTag Acti9/Multi9 up to 63 A		
Network type	Type of mounting	Reference
1P	Top and bottom	A9MEM1520
1P + N	Top	A9MEM1521
	Bottom	A9MEM1522
	Flex	A9MEM1570
3P	Top and bottom	A9MEM1540
	Flex	A9MEM1573 (1)
3P + N	Top	A9MEM1541
	Bottom	A9MEM1542
	Flex	A9MEM1561

PowerTag NSX Up to 630 A		
Network type	Rating	Reference
3P	250 A	LV434020 (2)
	630 A	LV434022 (3)
3P + N	250 A	LV434021
	630 A	LV434023

(1) suitable with TeSys LC1D and GV-63A
 (2) suitable with GV5
 (3) suitable with GV6

IEC



Main characteristics PowerTag Link gateway (Ethernet)	
Application	Metering and monitoring solutions
Communication type	Radio frequency
Number of connected sensors	Up to 20
Smartlink	
Type	Set of
PowerTag Link	1
Reference	
A9XMWD20	

Note: For accessories and more details, please refer to the PowerTag catalog.

Energy meter and Power meter



Energy meter			
Type of Network	1P+N	1P+N	1P+N, 3P, 3P+N
Self-powered	Yes	Yes	Yes
Display	1 line	1 line	3 lines
Width (mm)	17.5	36	90
Current input	45 A	63 A	63 A
Multi tariff	2	-	-
Communication	Modbus RS485	Modbus RS485	Modbus RS485
Active Energy accuracy	Cl 1	Cl 1	Cl 1
I/O	1 Pulse O	-	-
Reference	A9MEM2050	A9MEM2150	A9MEM3150

Note: For more details, please refer to the PowerLogic catalog

Power meter			
Type of Network	1P+N, 3P, 3P+N	1P+N, 3P, 3P+N	1P+N, 3P, 3P+N
Self-powered	No	No	No
Display	6 lines	6 lines	6 lines
Width (mm)	96	96	96
Current input	External CT	External CT	External CT
Multi tariff	-	4	8
Communication	Modbus RS485	Ethernet	Ethernet
Active Energy accuracy	Cl 0,5S with harmonics 15th	Cl 0,5S with harmonics 31st	Cl 0,2S with harmonics 63rd
I/O	1DO	2DI/ 2DO	2DI/ 2DO
Reference	METSEPM5110	METSEPM5320	METSEPM5560

Life Is On

Schneider
Electric



Authorized Partner

cedorlando.com

(407) 422-9841

marketing@cedorlando.com

Learn more about automation and control solutions
at www.schneider-electric.com

The information provided in this documentation contains general descriptions and/or technical characteristics of the performance of the products contained herein. This documentation is not intended as a substitute for and is not to be used for determining suitability or reliability of these products for specific user applications. It is the duty of any such user or integrator to perform the appropriate and complete risk analysis, evaluation and testing of the products with respect to the relevant specific application or use thereof. Neither Schneider Electric nor any of its affiliates or subsidiaries shall be responsible or liable for misuse of the information contained herein.

Schneider Electric Industries SAS
35, rue Joseph Monier - CS 30323
F92506 Rueil-Malmaison Cedex